

Range Markers for Starting Fun Races

Thanks to Bill Murdoch for making and setting the marks!

- Range markers are set on shore outside Lakeshore Marina on the **point** to the west (towards the dam) of the tire line, see picture from boat on next slide
- Very near position of normal Race Committee Boat
- Picture below shows onshore range markers before setting on point



Range Markers for Starting Fun Races
(page 2, view from boat facing south)

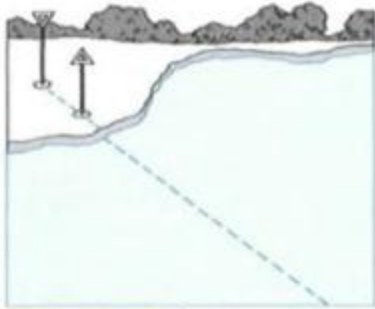


Lakeshore Marina in background

Range markers

Range Markers for Starting Fun Races

(page 3)

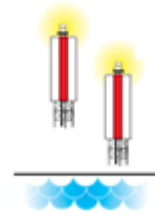


**Onshore Range with No Outer or Inner
Limit Mark**

This is the simplest form of a start line using a range onshore to define a line. Because there are no inner or outer limit marks, competitors may start anywhere on the line where the markers are red lines on the markers with the naked eye are **clearly discernible**

Reference to figure above:

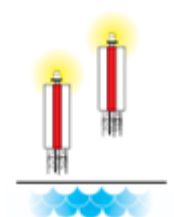
https://books.google.com/books?id=3Kx37t7W4IC&pg=PA140&lpg=PA140&dq=range+markers+for+sailboat+starting+line&source=bl&ots=IEh0B8huKe&sig=ACfU3U2pAzB2uL_5mvaG87Dw2L_HzrCWpg&hl=en&sa=X&ved=2ahUKewjuwpK8w7ngAhXK7Z4KHUa9AiMQ6AEwAHoECA_sQAQ#v=onepage&q=range%20markers%20for%20sailboat%20starting%20line&f=false



**Over Range
Line Start**



**On Range
Line Start**



**Start Side of
Range Line**

- Above is how the range markers will appear to the person steering the boat
- Normally, the bow of the boat needs to be on the start side using a committee boat and outer marker
- In fun races, the person steering the boat cannot be over the start line before their designated start time
- This approach will make it possible for people single-handling their boats to site the range for starting
- Same principle for finishing, but view above will be **reversed!**